

REGISTER FOR ONLINE PAYMENTS WEBSITE

HOW TO REGISTER

1. Go to the Online payment website and at the bottom select **Register**.



Login


Email address

Password

[Forgot password?](#)

Don't have an account? [Register](#)

2. Enter in your Email, Name and Password. Phone Number is optional. Select **Register**, when done.
Note: Secure passwords are at least six characters long, include capital and lowercase letters, include at least one number, and include at least one special character (!, +, @, #, /, etc.)



Register

Email required

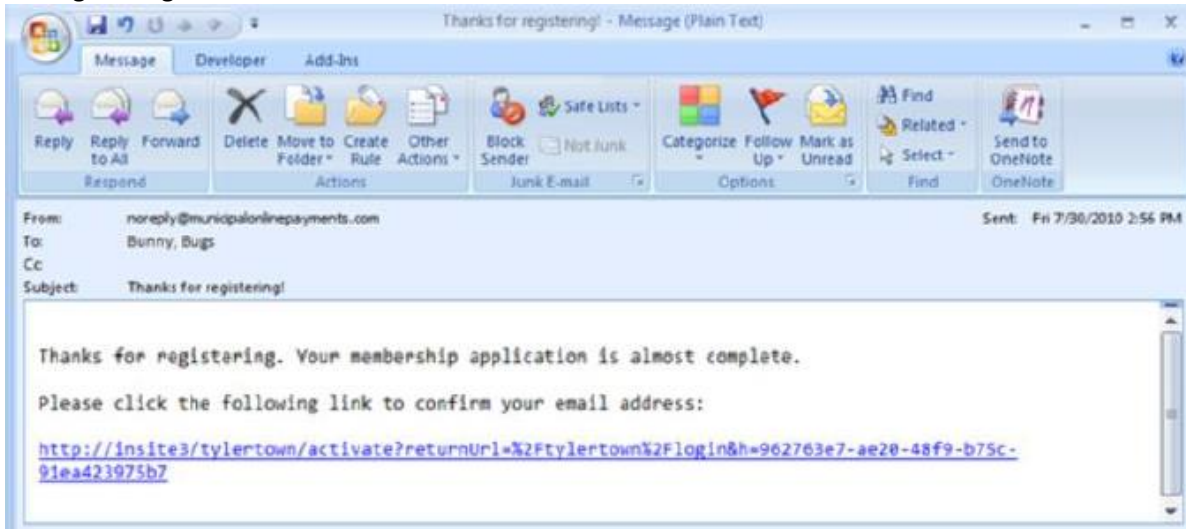
Password required

Name

Phone number


Already have an account? [Login](#)

- An email is sent to your email address to confirm that your address is correct. Check your email to find the “Thanks for registering!” email.



- Click the link in the email to confirm your email address and activate your account. The link returns you to the login page for your online services website.
- Log in using your email address and password.
- Click on Link to **Add to My Services**.
- Click on Link for Utility Billing.
- Click on Add Account.

Note: You will be prompted to input your Account Number and Last Payment Amount.



Creston Water Works, IA / Utility Billing

Utility Billing Home

You do not have any Utility Billing accounts associated with your membership.

[Add an Account](#)

Add an account to access the following features:

- View account detail
 - Transaction history
 - Address info
 - Account info
 - Consumption history
- Pay your bill
 - Pay multiple bills in one payment
 - Save credit card for future payments
- Manage multiple accounts